

SLIM SIDE

DESIGN MASSIMO CASTAGNA

STRUCTURE

Structure, base and n. 4 hinged doors in 2,5 cm thick solidwood.

FINISH

Brass hand-burnished using traditional techniques, steel finish
Burnished Platino, Burnished Titanio, internal black Eucalyptus
Thermowood.

Wooden version in heat treated woods or swamp woods as our
samples, oil finish based on natural wax and water.

Bottom-hinged mechanism for soft opening and closing.

Stone version in 2 cm stone of our range.

ACCESSORIES INSIDE

1,5 cm thick solidwood drawers.

OPTIONAL

Back in Brass finish. Stone base L.15 cm.

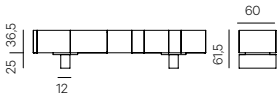
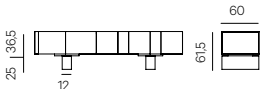
HENGE

TECHNICAL DATA

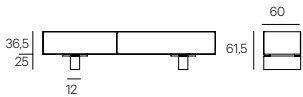
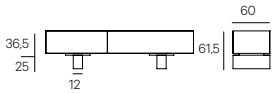
Cm 240x57x65h
Cm 280x57x65h

TECHNICAL DRAWINGS

Slim Side



Slim Side wood / stone



CARE AND MAINTENANCE OF WOOD

The woods used for our products are of the highest quality and manufactured with the greatest craftsmanship. As wood is a natural material, when placed in a very dry environment it loses humidity and consequently shrinks. In contrast, in a very humid environment wood acquires humidity, increasing in size. These subtle reactions are not flaws but natural movements of a 'living' product, which expands and contracts as the seasons change. Furthermore, the final moisture content of wood also varies according to use, for which particular care is required. For routine maintenance of wood, use a soft, damp, fluffy cloth, or a microfiber cloth. Stubborn stains cleaning wood and does not scratch. To thoroughly clean even the finest grain, follow the direction of the grain using a neutral pH detergent. Next, rinse with a well wrung out cloth and thoroughly dry all surfaces. It is advisable to use neutral pH products and to always test any product on a small hidden part of the object before using it on the outside. To apply the rejuvenating oil provided, carefully follow the instructions printed on the packaging. Bear in mind, however, that the treatment does not make the surface immune to the effects of acidic substances (such as lemon juice). Specific cleaner and care kit for wooden surfaces, including specific products and accessories is available upon request.

CARE AND MAINTENANCE OF MARBLE

Marble is crystalline limestone rock composed primarily of calcium carbonate. As a natural material, colour variations, whether overall or in the veins and marks even within the same slab, are considered characteristic. The product may change by itself, acquiring an appearance that makes it all the more prized and unique the more it shows signs of age. Over time, such surfaces may deteriorate and/or mark (marks bring more noticeable with a pale colour). It is therefore advisable to avoid leaving cleaning products or household liquids (oil, red wine, vinegar, etc.) on the surface. In particular, products that contain citric acid (present for example in fruit, citrus fruit and tomatoes) act on contact with the treated surface, removing its original sheen. Always clean stains on surfaces while they are still fresh. To reduce risk, we treat the marble according to the most advanced waterproofing technology. Yet even the best waterproofing treatment, such as the one we apply, becomes less effective normally after two or three months, depending on your use of the surface. Therefore it is very important to renew the treatment regularly using the recommended product supplied. To apply this, carefully follow the instructions printed on the package, bearing in mind however, that the treatment does not make the surface immune to the effects of acidic substances (such as lemon juice). For routine maintenance use a microfiber cloth with a neutral pH detergent (water alone is enough for flamed finishes). Do not use products containing acids or limescale removing substances. Specific cleaner and care kit for our stones, including specific products and accessories is available upon request.

CARE AND MAINTENANCE OF METALS

Avoid leaving household liquids (oil, red wine, vinegar, etc.) on the surface. In particular, products that contain citric acid (present for example in fruit, citrus fruit and tomatoes) act on contact with the treated surface, removing its original sheen. Always clean stains while they are still fresh. For routine maintenance use a microfiber cloth and water. Do not use products containing acids, limescale removing substances or alcohol.