

NOMADE-EXPRESS

Design by
Didier Gomez



Description

A daily-use bed-settee of deliberately understated elegance. Well-proportioned with moulded aluminium feet and traditional, mattress-style buttoned cushions, it evokes the timeless style of the 1930's.

Technical Specifications

STRUCTURE

Rectangular frame in high resistance tubular steel, finished Epoxy aluminium lacquer, with panels of particleboard clad in polyether foam (34kg/m³ - 6.3 kPa). Steel-framed sleep area. Feet in moulded aluminium lacquered Epoxy aluminium.

COMFORT

Seat and back cushions (which become mattress) in high resilience Bultex foam of varying densities (core in 37kg/m³ - 2.6 kPa, "comfort layer" in 32kg/m³ - 2.1 kPa and top layer in 26kg/m³ - 1.25 kPa). Lumbar/pillows in polyester quilting. Sleep area: 140x200cm, thickness 16cm.

MAKING UP

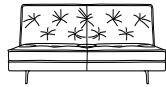
In version 1 the cover is quilted with 300g/m² polyester, buttoned and finished in mattress style, with toggles for removal by a professional. In version 2, the cover is quilted with 100g/m² polyester with points of stitching and piped detailing. In the case of both versions the underside of the cover (turn over the mattress to sleep) which is in an exclusive 100% cotton piqué which has been treated with fungicide and antibacterial agents, may be

BED SETTEE

Dimensions

H 95 cm - W 206 cm - D 110 cm - SH 42 cm -

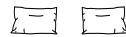
Other sizes



BED SETTEE

Dimensions

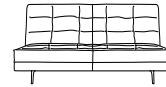
H 95 - cm
W 206 - cm
D 110 - cm
SH 42 - cm



SET OF 2 LUMBAR
CUSHIONS

Dimensions

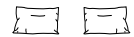
H 45 - cm
W 70 - cm



BED SETTEE
'VERSION 2'

Dimensions

H 95 - cm
W 208 - cm
D 110 - cm
SH 42 - cm



SET OF 2 LUMBAR
CUSHIONS 'VERSION 2'

Dimensions

H 45 - cm
W 70 - cm

unzipped and removed for dry cleaning. Lumbar cushion covers are held in place by buttons, and hold the pillows for the bed.

More info at

<http://lignerose.com>

© Ligne Roset 2016